IPad AirNo Power ON

[Fault phenomenon] Customer description charging one night No Power ON

[Maintenance process] To detect the fault, disassemble and remove the Adjustable Power supply on the main board as shown in the figure.

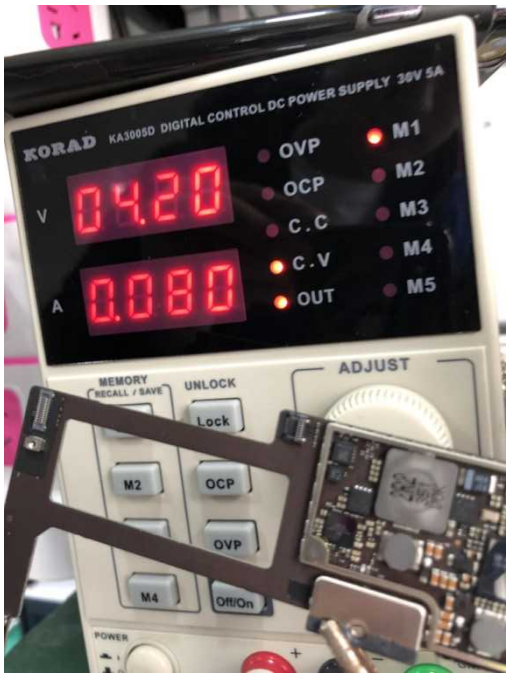

Current Stop at 80 mA does not move, generally this current is first connected to the data line to connect to the computer to see if the DFU mode can be connected. If the machine is not online, first remove the USB chip, power up and press the power button to trigger the current jump. Haha spike to replace the USB chip successfully boot.






目前电量3%